

TRANSPORTPROGRAMM  
AUSGABE NOVEMBER 2023

GB



**Fliegl**  
AGRARTECHNIK

WWW.FLIEGL.COM

MEMBER OF



# INNOVATIVE BY TRADITION

The name Fliegl has a decades-long reputation for quality, innovative action, and practical solutions for agriculture. These are advantages which have made Fliegl the No.1 In Europe, for example in the agricultural trailers sector. Whether it's for tippers, original push-off trailers, slurry technology or harvest logistics:

**FLIEGL ALWAYS HAS THE OPTIMUM TRANSPORT CONCEPT FOR YOU.**





**Wir sind ein Teil davon**

ASW PUSH-OFF TRAILER



25 JAHRE  
FLIEGL ASW

**Fliegl**  
AGRARTECHNIK

WWW.FLIEGL.COM

## One push-off trailer - many possibilities

The “Gigant” push-off trailer is ready to work for you all year round. For example, whether it's grass or maize silage, potatoes, large bales, heavy materials or snow – its flexibility and pushing power are boundless.



- Up to 5 times faster unloading time
- Up to 60 % more load volume by compaction (depending on the material)
- The extremely robust Fliegl push-off system is also perfect for heavy goods
- Can be combined with a spreading unit in a few minutes





Pushing off, not tipping  
- so no problems even in  
low buildings.



Overloading auger ÜLS 400 for grain  
Overloading rate about 7.5to/min



Perfect for carrying snow, materi-  
als do not stick



Sealing strips: Special polyurethane strips arranged at a 45° angle seal the loading  
area perfectly.



Advantageous centre of gravity with the low design

# ASW Compact

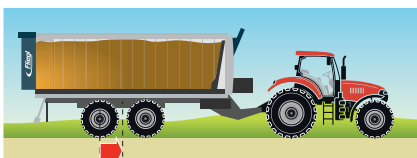
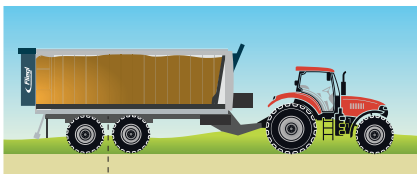


		ASW 110 single-axle	ASW 110	ASW 140
Total permitted weight	kg	10.500	11.000	14.000
Number of axles		1	2	2
Tongue load	kg	2.500	2.000	2.000
Net weight	approx. kg	3.750	4.200	4.700
Body length incl. back wall	mm	5.100	5.100	5.600
Body width	mm	2.380	2.380	2.380
Body side height	mm	1.500	1.500	1.500/2.000
Platform height with standard tyres	approx. mm	1.250	1.150	1.300
Track width*	mm	1.850 - 2.000	1.850 - 2.000	2.000
Fill volume without compression	approx. m <sup>3</sup>	20	20	28 (*bei 2m)
Fill volume with compression with grass silage	approx. m <sup>3</sup>	30	30	39 (*bei 2m)
Required oil quantity	litre	12	12	13





The Fliegl movable axle mechanically



Titan tandem assembly



Drawbar unsprung, rotatable for Top and bottom attachment



»Gigant Plus«



»Gigant«

ASW 160	ASW 190	ASW 256	ASW 261	ASW 271
16.000	19.000	20.000 - 21.000	20.000 - 21.000	20.000 - 23.000
2	2	2	2	2
2.000	2.000	2.000-3.000	2.000-3000	2.000-3.000
4.900	5.200	5.300	5.900	6.600
5.600	5.600	5.600	6.100	7.100
2.380	2.380	2.380	2.380	2.380
1.500/2.000	1.500/2.000	1.500/2.000	1500/2.000/2.300	1500/2.000/2.300
1.350	1.400	1.400	1.400	1.400
2.000	2.050	2.050 - 2.150	2.050 - 2.150	2.050 - 2.150
28 (*bei 2m)	28 (*bei 2m)	28 (*bei 2m)	30 (*bei 2m)	35 (*bei 2m)
39 (*bei 2m)	39 (*bei 2m)	39 (*bei 2m)	48 (*bei 2m)	56 (*bei 2m)
13	16	16	17	21

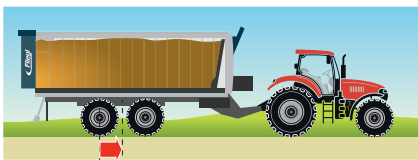
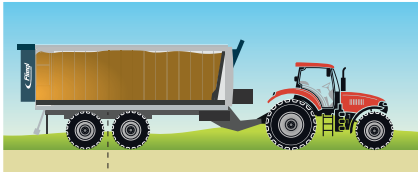
# ASW Gigant



		ASW 256	ASW 261
Total permitted weight	kg	20.000 - 21.000	20.000 - 22.000
Number of axles		2	2
Tongue load	kg	2.000-3.000	2.000-4000
Net weight	approx. kg	5.500	6.200
Body length incl. back wall	mm	5.600	6.100
Body width	mm	2.380	2.380
Body side height*	mm	1.500/2.000	1.500/2.000
Platform height with standard tyres	approx. mm	1.400	1.400
Track width	mm	2.050 - 2.150	2.050 - 2.150
Fill volume without compression	approx. m <sup>3</sup>	28 (*bei 2m)	30 (*bei 2m)
Fill volume with compression with grass silage	approx. m <sup>3</sup>	39 (*bei 2m)	48 (*bei 2m)
Required oil quantity	litre	16	17



The Fliegl movable axle mechanically or hydraulic (ASW 271)



Hydraulic axle adjustment



Preparation as a swap chassis

ASW 271	ASW 281	ASW 381	ASW 391	ASW 3101
20.000 - 24.000	20.000 - 24.000	29.000 - 31.000	29.000 - 34.000	29.000 - 34.000
2	2	3	3	3
2.000-4.000	2.000-4.000	2.000-4.000	2.000-4.000	2.000-4.000
6.800	7.5000	8.500	9.500	9.900
7.100	8.100	8.100	9.100	10.100
2.380	2.380	2.380	2.380	2.380
1500/2.000/2.300	1500/2.000/2.300	1500/2.000/2.300	1500/2.000/2.300	1500/2.000/2.300
1.400	1.450	1.400	1.400	1.400
2.050 - 2.150	2.050 - 2.150	2.050 - 2.150	2.050 - 2.150	2.050 - 2.150
35 (*bei 2m)	40 (*bei 2m)	40 (*bei 2m)	45 (*bei 2m)	50 (*bei 2m)
56 (*bei 2m)	64 (*bei 2m)	64 (*bei 2m)	72 (*bei 2m)	80 (*bei 2m)
21	28	28	30	35

# Equipment options ASW Gigant



Titan-Tandem assembly



»Gigant«



»Gigant Plus«

Hydraulic  
forced steering



## FWS ISOBUS weighing system

FWS ISOBUS weighs directly in the field, even on sloping ground, extremely accurately, quickly, and without recalibration.

- High accuracy to +/- 0.1% of payload or +/- 10kg
- Hydraulic suspension not required - saving weight and costs
- Crop is weighed promptly in the field, even on sloping ground
- No detours to the next weighing station



Digital CAN Bus weighing cells give exact weight data



Air suspension



[www.aef-isobus-database.org](http://www.aef-isobus-database.org)

# ASW Taurus



ASW Taurus 3101

		ASW 271 Taurus
Total permitted weight	kg	21.000 / 24.000
Number of axles		2
Assumed fifth wheel load	kg	3.000 / 4.000
Net weight	approx. kg	8.300
Body length incl. back wall	mm	7.100
Body width	mm	2.380
Body side height	mm	2000/2.300
Axle type		BPW
Fill volume without compression	approx. m <sup>3</sup>	40 (bei 2,3m)
Required oil quantity,	Liter	21



Hydraulic axle suspension



Hydraulic forced steering



Hydraulic drawbar suspension  
Swivelling drawbar for upper or lower hitch as standard



Tyres: 800/45 R 22,5" or 710/50 R 30,5"

**BPW axle**



Directed



Straight ahead



ASW 281 Taurus	ASW 381 Taurus	ASW 391 Taurus	ASW 3101 Taurus
23.000 / 24.000	30.000/31.000	30.000/31.000	33.000/34.000
2	3	3	3
3.000 / 4.000	3.000/4.000	3.000/4.000	3.000-4.000
8.900	9.900	10.900	11.500
8.100	8.100	9.100	10.100
2.380	2.380	2.380	2.380
2000/2.300	2000/2.300	2000/2.300	2000/2.300
BPW	BPW	BPW	BPW
45 (bei 2,3m)	45 (bei 2,3m)	50 (bei 2,3m)	55 (bei 2,3m)
28	28	30	35

# Zugholm, Unterfahrschutz & Achse





## Top/bottom hitch

With the swivelling drawbar, it is easy to change from top to bottom hitch.



Bottom hitch ...



... swivels for top hitch

## Available axle



## Underride guard




Germany 40 km/h version with fixed underride guard



Mechanical folding underride guard

## Hydraulic underride guard



When the large-area back wall opens, the underride guard folds up automatically

# Equipment options for all ASW models

## Protectpaket



Mud guards and rear covers made of robust plastic parts guarantee clean surfaces and reduced risk of injury.



Rubber infill strips to prevent the lodging of dirt and debris.



Frontgrating hydraulic



Large-area back wall with grain slider as standard



Mechanical side wall folding



Hydraulic supporting leg



Drop support with 2 speeds



Drop support leg



Side marker lights



Position lights



Clearance light



Full LED rear lights with dynamic indicator made of impact resistant material.



LED interior lighting



300 mm aluminium extensions



Lifting and lowering valve for air suspension



# Operating concepts



## COMFORT CONTROL ISOBUS

Load-sensing control block

Automatic sequence control  
of the work processes or  
manual switching



### COMFORT CONTROL WITH CONTROL PANEL

Control block switchable from load sensing to constant current

Automatic sequential switching of the work sequences or manual switching



### DOUBLE CHANGEOVER VALVE WITH CONTROL PANEL

Changeover valve with control panel for 3 functions, max. 13 litres

Preselection of function, performance via tractor control unit



### 5-FOLD CONTROL BLOCK BASIC WITH CONTROL PANEL

Constant flow control block for 5 functions, max. 13 litres



### OPERATION OF THE HYDRAULIC FUNCTIONS VIA TRACTOR CONTROL UNITS

Operation of the trailer functions via single and double-acting tractor control units

# Cover Systems



**“SPEEDCOVER” COVERING NET**



Protection guard to prevent dirt and damage  
 Hydraulic oil motor to pull in the covering net

- Suitable for almost any trailer
- Does not obstruct the loading area

Winds up by spring tension

**THE FLIEGL “TOPLIFT” LIFTING ROOF AND »TOPLIFT«**



TOPLIFT LIGHT:  
 Cover net folds up to the side

TopLift: The two tarpaulin halves can be opened and closed in the shortest time



**SLIDING TARPAULIN**



- For covering the loaded goods quickly and simply - can be operated from the ground!
- Protection from water
- Available for all push-off trailers and Bull dumpers up to 10.10 m length



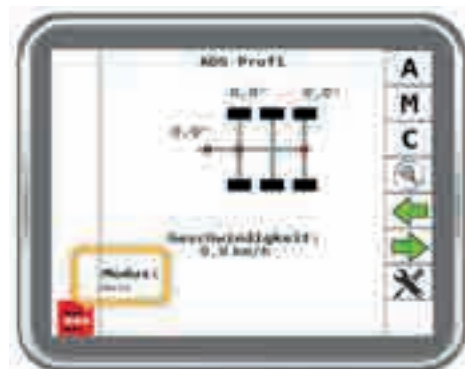
## STEER X:

### A new dimension of manoeuvrability

The new electronic forced steering SteerX broadens the horizon of axle steering because the system no longer requires a mechanical connection.




Even at higher speeds and unpredictable manoeuvres, the steering behavior adapts optimally and ensures a high level of driving stability.




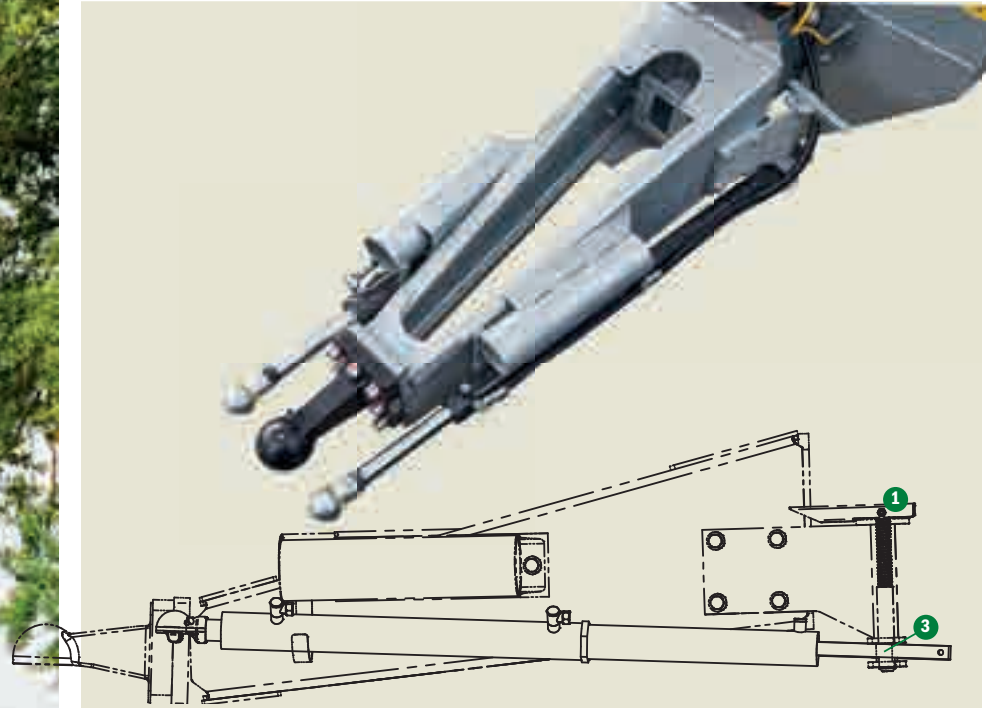
Monitor display with the setting options  
 A = Automatic | M = Manual | C = Crab steering

- No additional coupling linkage required which means quick coupling and a high steering angle to the drawbar
- Innovative sensor technology, thus less wear and maintenance costs regarding the chassis
- Improved driving stability
- High system security
- Available for many Fliegl tandem and tridem trailers





## Mechanical forced steering\*



### Easy coupling - as standard

- 1 Open the locking pin on the forced steering cylinder
- 2 Simple hitching of the K50 coupling on the tractor
- 3 Fix the locking pin

The dimensions and clearances at the K80 ball head coupling must comply with the ISO 500 and ISO 730 standards. Steering cylinders are mounted at the same axial and vertical height as the ball head coupling on the towing vehicle. Spacing 250 mm (+/- 5mm)

# The “AGRO TRUCK” BODY

Truck body in aluminium and steel versions

- Load volume from 35 m<sup>3</sup> to 50 m<sup>3</sup>
- Optional mounting on truck chassis possible

AGRO TRUCK body for various truck chassis



# Dolly systems

Modern transport technology and transport logistics are the logical answer to ever-growing harvest outputs and longer and longer transport routes

- One-axle dolly with 10.5 t coupling load and 12.5 t total weight
- Tandem dolly with 17 t coupling load and 20 t total weight
- Optionally with air suspension (raising and lowering)
- Mechanically adjustable fifth wheel plate as standard, hydraulically as option



Mechanically adjustable fifth wheel plate for one-axle and tandem dolly

Bordhydraulik mit Gelenkwellenantrieb - optional



Tandem-Dolly with 17 t coupling load and 20 t total weight

**Wir sind ein Teil davon**

# ATTACHMENTS



**Fliegl**  
AGRARTECHNIK

WWW.FLIEGL.COM

# Overloading augers

Fliegl overloading augers for maximum output in the transport logistics

## **OVERLOADING AUGER TYPE 400**

Overloading pipe with  $\varnothing$  400 mm

Folds hydraulically.


Overloading height from 4.30 m  
(depending on tyres).

Overloading rate about 7.5 to / min






Simple installation on all ASW types



**OVERLOADING AUGER TYPE 500**

Overloading pipe with  $\varnothing$  500 mm  
 Folds hydraulically.  
 Overloading height from 4.30 m  
 (depending on tyres).  
 Overloading rate about 10 to / min



Hydr. sliding gate allows the overloading auger to be completely emptied when loaded

# Overloading belt MobileFast

Wear-resistant flat link chains | overloading apparatus folds hydraulically | PTO driven

Ideal for compost, wood chips, maize and grass.



Extremely powerful • Overloading height up to 5 m

Overloading rate 18 - 30 m<sup>3</sup>/min. (Depending on bulk material)

Robust overloading apparatus with scraper floor drive





## Dosing roller

Guarantees even distribution of the silage



Dosing roller with 3 horizontal milling drums



# Potatoe- and beet harvest



## ÜBERLADEBAND „POMOVER PLUS“

Hydraulically folding overloading and cleaning belt “POM-Over” with cleaning rollers, e.g. for potatoes, carrots etc.



Cleaning rollers

# RUBY

## SUGAR BEET OVERLOADING BELT "RUBY"

Create beet clamps with "loading-ready" width and height.  
Can also load onto trucks.

- Higher output at the sugar beet harvest by bunkering while lifting the beet
- Makes the harvesting work easier with large plot lengths especially where the bunker volumes lifted are too low
- Tidy clamping system
- Overloading onto truck trailers
- Unloading rate up to about 750 tonnes / hour (depending on loading height)
- Unloading height adjustable hydraulically between 1.70 and 4.00 metres
- Emptying rate up to about 15 m<sup>3</sup>/min
- Soil-saving tyres - different variants to choose from - for low ground pressure, low drag resistance and low fuel consumption
- Convenient electro-hydraulic operation



Trucks can be loaded in the shortest time

## Spreaders for ASW

Fliegl spreader mechanisms bring the most varied of materials on to usable farm-land areas precisely and evenly. Through this the effectiveness of the applied manure is optimized and the need to buy in additional artificial fertilizer is either reduced, or eliminated altogether. In this way time and money can be saved.



- Simple retrofit to all Fliegl push-off trailers
- You can convert your push-off trailer to a professional manure spreader within 20 minutes
- Universal application with any type of material, e.g. cattle or poultry manure, bulk and/or pourable materials such as sewage sludge, compost or lime
- Fine or wide-area spreading selectable
- Spreading gear with vertical rollers with enormous throughput capability - also optimal for silage spreading on flat silos

...versatility  
with different output variants



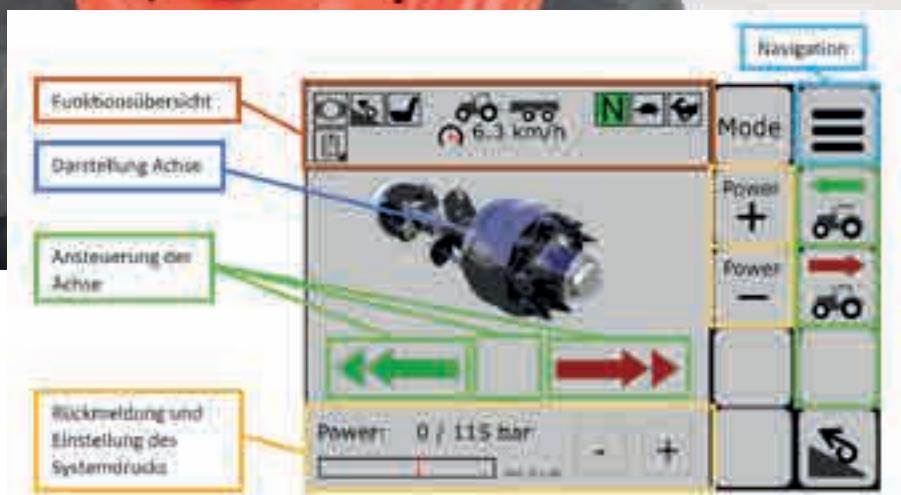
With a stacker truck, all spreading units can be installed easily within about 20 minutes.



# The drive axle:

## Easy driving under difficult conditions

The drive axle is a complete drive solution for Fliegl push-off trailers. The system enables an additional drive power of up to 90 kW, which is required in difficult conditions and on varying terrain.



Easy operation via ISOBUS terminal



On-board hydraulics for maximum performance regardless of the towing vehicle

- Max. drive power approx. 90 kw
- Automatic switching from slow to fast and forwards to reverse
- Operation via ISOBUS terminal
- Hill start aid



Agro-Drive driving axle



The radial piston motor provides additional drive power if required.

**Wir sind ein Teil davon**



# SEMI-TRAILER



[WWW.FLIEGL.COM](http://WWW.FLIEGL.COM)

# Semi-trailer ASS AGRO TRUCK

In aluminium- or steel versions

- Capacity up to 60 m<sup>3</sup>
- Two-axle version
- Air suspension
- Steering axle with automatic locking
- 60 km/h version with EBS
- Electromagnetically controlled two-line hydraulics required on the truck



Optionally available with various cover systems



## ASS semitrailer

The Fliegl push-off semitrailers transport bulky and heavy goods and can unload them in a matter of seconds. Be it wood chips, pellets or grain the push-off technology ensures smooth and complete emptying. During the unloading process, the push-off mechanism offers excellent stability.





ASS 388 steel version with special painting of rear panel



ASS 398 GREEN-TEC

# Technical data ASS

		ASS 2108 AgroTruck Gigant/Green Tec	ASS 298 AgroTruck Gigant/Green Tec
Total permitted weight	kg	35.000	35.000
Number of axles		2	2
Assumed fifth wheel load	kg	15.000	15.000
Coupling height +/-50 mm	mm	1.400	1.400
Net weight	approx. kg	9.900/ 8.900	8.900/ 7.900
Body length incl. back wall	mm	10.800	9.800
Body width	mm	2.380	2.380
Body side height	mm	2.000/2.300	2.000/2.300
Platform height with standard tyres	ca.mm	1.550	1.550
Track width*	mm	2.050	2.050
Fill volume without compression	ca. m <sup>3</sup>	52 - 61	48 - 55
Required oil quantity	Liter	38	35

		ASS 288 Gigant/Green Tec	ASS 298 Gigant/Green Tec	ASS 2108 Gigant/Green Tec
Total permitted weight	kg			
Number of axles		2	2	2
Assumed fifth wheel load	kg	13.000 - 15.000	13.000 - 15.000	13.000 - 15.000
Net weight	approx. kg	7.700/ 6.700	7.900/ 6.900	7.300
Body length incl. back wall	mm	8.800	9.800	10.800
Body width	mm	2.380	2.380	2.380
Body side height	mm	2.000	2.000	2.000
Platform height with standard tyres	mm	1.400	1.400	1.400
Track width*	mm	2.050	2.050	2.050
Fill volume without compression	approx.	43	48	51
Required oil quantity	Liter	30	32	35



ASS 388 Gigant/Green Tec	ASS 398 Gigant/Green Tec	ASS 3108 Gigant/Green Tec	ASS 3118 Gigant	ASS 3125
3	3	3	3	3
11.000 - 13.000	11.000 - 13.000	11.000 - 13.000	11.000 - 13.000	11.000 - 13.000
7.800/6.800	8.400/7.400	7.900	8.500	11.200
8.800	9.800	10.800	11.800	12.500
2.380	2.380	2.380	2.380	2.380
2.000	2.000	2.000	2.000	2.000
1.400	1.400	1.400	1.400	1.400
2.050	2.050	2.050	2.050	2.050
43	48	51	55	60
30	32	35	42	50

\*abhängig von der Bereifung  
 \*\*Volumen bei Schüttgut mit Schüttkegel

**Wir sind ein Teil davon**



# SPREADING SYSTEMS



[WWW.FLIEGL.COM](http://WWW.FLIEGL.COM)

# Spreaders for ASW

“Gigant” push-off trailer with powerful spreading gear



## SPREADER “PROFI” DLG TESTED



Wide-spreading back wall



Sliding gate



Milling drums with throwing vanes



Push-off speed is adapted automatically by the automatic feed control



The milling drums break up the spreading material for uniform results.



The spreading gear is driven mechanically by a PTO through-drive shaft

# »Profi V2« and »Profi V2n«



## Profi V2



Wide-spreading back wall



Sliding gate



Milling drums with slingers



The sliding gate is fully galvanised as standard. The spreading unit bearings can be accessed through a central lubrication bar for easy maintenance.

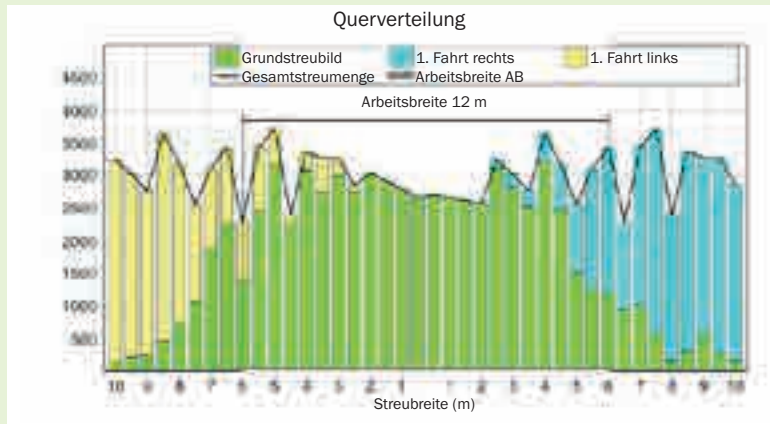


Spreader Profi V2 with slinger:

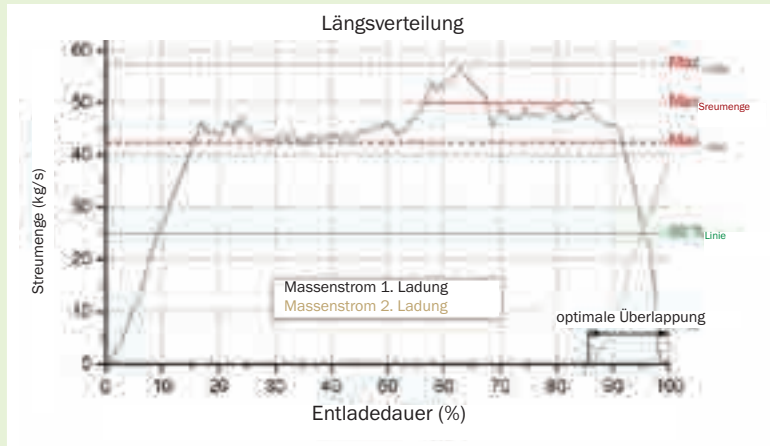
- Smooth startup
- Impervious to foreign objects
- Gentle on the gears, with low maintenance



**ASW 271 WITH PROFI V2  
STABLE MANURE 30 T/HA WITH REAR FLAP OPEN**



Travel speed: 5,5 km/h | coefficient of variation (VK): 13,2% | ++



Coefficient of variation (VK): 9,79% | ++

<b>DLG evaluation scale</b>	<b>VK% &gt; 20 to 25</b>	<b>=</b>	<b>0</b>
	<b>VK% &gt; 15 to 20</b>	<b>=</b>	<b>+</b>
	<b>VK% ≤ 15</b>	<b>=</b>	<b>++</b>



Spreader "Profi V2n"  
For push-off trailers with 1500mm  
body height



Spreader "Profi V2" with closed  
wide-spreading back wall

# Perfect spreading pattern

WITH FLIEGL VARIOSENS SPREADING GEAR CONTROL  
for spreader “Profi V2” and “PROFI V2n”





The ISOBUS Multi-Control is a multi-machine control system. It allows parallel operation of a FLIEGL VARIO SENS and a FLIEGL TRAILER CONTROL, for example. So the Multi-Control simplifies the work of the operator and also increases the efficiency of the application itself.

### One operation step by step - automatically:

- 1 PTO speed is checked and controlled
- 2 Optional opening of rear flap, e.g. for solid manure
- 3 Sliding gate is opened
- 4 Sliding wall is pushed out at maximum speed
- 5 Sliding wall is controlled according to torque
- 6 Two emptying strokes to completely remove remaining material
- 7 Sliding wall is retracted at maximum speed
- 8 Rear flap is closed
- 9 Sliding gate is closed

## CONTROL AND FEED SYSTEMS



Electric potentiometer with adjustable feed rate on control panel



Mechanical potentiometer with adjustable feed rate at the spreading unit



Automatic torque control with "VARIO-SENS" feed control

# ADS push-off manure spreader

Solid manure spreading with patented push-off technology

Ideal: spreading pattern adjustable by hydr. drawbar tilt cylinder



Hydraulic drawbar suspension, best ride comfort



Minimum wear with hydr. pushing system - no scraper floor.



Hydraulic sliding gate



Robust spreading unit with working width about 12 m



High stability - low centre of gravity

With proven push-off technology

No sensitive wear parts compared with a scraper floor



Protective grating as standard



Slinger



ADS 200 with 19m<sup>3</sup> volume

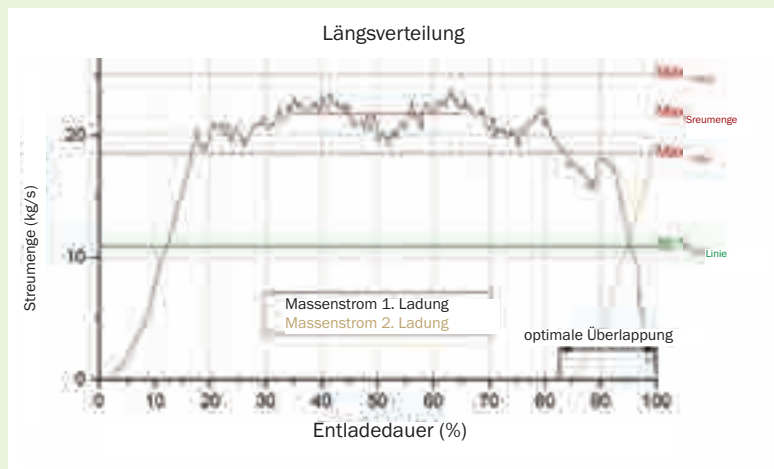
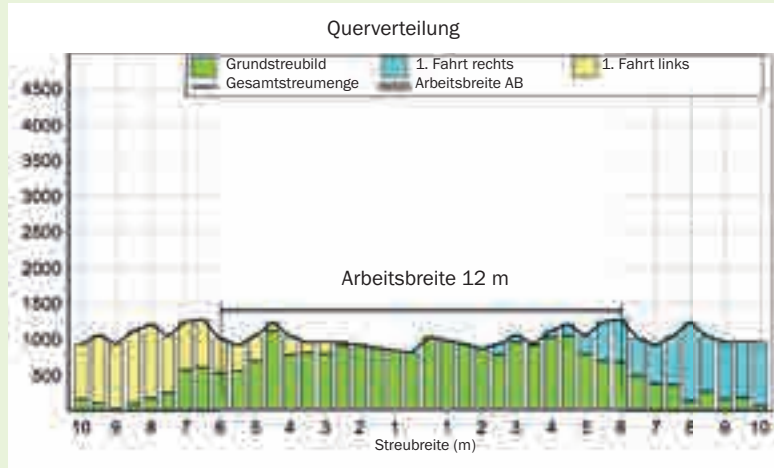
# ADS 120 with spreading unit



With the proven Fliegl push-off technology, the material is fed evenly to the spreading unit. When the spreading is over, the loading area is virtually clear and the underfloor remains clean, unlike with conventional scraper floors.



### ADS 120 WITH PROFI V2 SPREADING UNIT STABLE MANURE 10 T/HA WITH REAR FLAP OPEN



DLG evaluation scale	VK% > 20 to 25	=	0
	VK% > 15 to ≤ 20	=	+
	VK% ≤ 15	=	++



Spreading unit Profii V2 with slinger:

- Impervious to foreign objects
- Gentle on the gears, with low maintenance



The sliding gate is fully galvanised as standard. The spreading unit bearings can be accessed through a central lubrication bar for easy maintenance.

# Technical data ADS

		ADS 60	ADS 80
Total permitted weight	kg	6.000	8.000
Drawbar		Top hitch	Top hitch
Net weight	kg	3.900	3.900
Dimensions L x W x H	ca. mm	3.500 x 1300 / 2.100 x 900	4.500 x 1.300 / 2.100 x 1.350
Volume	ca. m <sup>3</sup>	6	9
Standard tyres		15/70-18 16 PR	385/65/22,5 RE

		ADS 160	ADS 160 Tandem
Total permitted weight	kg	14.000	16.000
Drawbar		Bottom hitch	Bottom hitch
Net weight	kg	7.300	7.300
Dimensions L x W x H	ca. mm	5.500 x 1.300 / 2.100 x 1.600	5.500 x 1.300 / 2.100 x 1.350
Volume	ca. m <sup>3</sup>	18	14
Standard tyres		750/60 R 30.5	560/60 R 22.5



Optional: spreading roller protection and sliding gate for ADS 60



ADS 60 with 4 vertical rollers.



Optional:  
40km/h version with mudguards with ADS 80 / ADS100 / ADS120

ADS 100	ADS 120
10.000	12.000
Bottom hitch	Bottom hitch
4.200	5.300
4.500 x 1.300 / 2.100 x 1.300	5.000 x 1.300 / 2.100 x 1.600
9	14
23.1/26	28 L 26

ADS 200 Tandem
20.000
Bottom hitch
8.200
5.500 x 1.300 / 2.100 x 1.600
18
560/60 R 22,5



Mechanical feed control through mechanical potentiometer



Optional: feed control by electric potentiometer



As an option, the ADS can be retrofitted with an 800mm large-area back wall for use as a transport trailer

## Chain spreader »KDS«



Spreading roller guard

Two vertical rollers

- Capacity of 12 to 17 m<sup>3</sup>
- Single-axle or tandem
- Conical shape ensures deep design and low centre of gravity
- Low loading height
- Different control options
- Spreading width depending on spreader:  
from 11 m (Junior), 14 m (Junior XL) to 24 m (MuckControl)



Hydraulically sprung drawbar for bottom attachment.

# Spreading technology KDS

## KDS »junior« Universal spreader

Comprises two vertical rollers with a usable height of 1800 mm and passage width of 1500 mm. The spreading width is approx. 11 m.  
Roller diameter: 755 mm



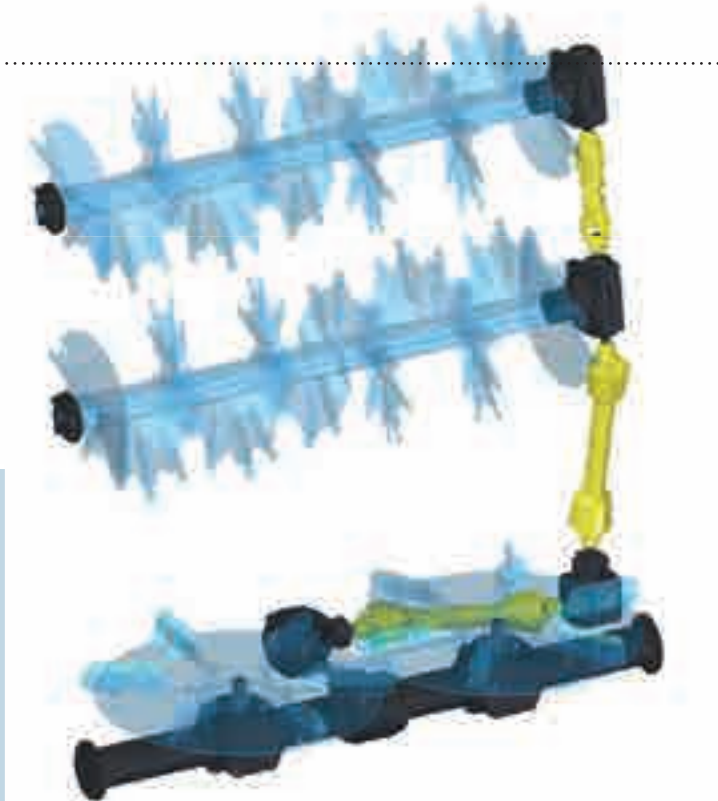
## KDS »junior« Universal spreader XL

Comprises two vertical rollers with a usable height of 1800 mm and passage width of 2000 mm. The spreading width is approx. 14 m.  
Roller diameter: 1045 mm





KDS »muck control«  
**varioSPLASH**



Drive train of the horizontal rollers. Overload protection via ratchet clutch in drive shaft to tractor.



Wurfschaufelverstellung

The varioSPLASH disc spreader features two large spreading discs, each measuring 1100 mm in diameter and equipped with 6 spreader vanes adjustable perpendicularly to the spreading angle. They feature replaceable plates made from HB 400 steel and safety bolts for individual sensitivity adjustment. On tandem and tridem models, the angle of the spreading table features mechanical and optional hydraulic adjustment.



Spreading widths of up to 32 m are possible with the varioSPLASH wide disc spreader.

# Chain spreader »muck control«

**Optional: electronic speed monitoring**

Monitors the speed of the mixing rollers and automatically deactivates the material chain conveyor when necessary to protect the system against damage due to foreign objects.



Heavy-duty side-mounted gearbox with 60 mm shaft ensures steady and uniform material feed



The two mixing rollers each have a diameter of 770 mm, are centrally wound and fitted with bolted tines made from wear-resistant steel (HB 400).

The hydraulic tailgate provides convenient access for maintenance purposes and features spindles to enable variable material transfer to the distributing plates.

The material is spread via 2 distributing plates, each equipped with 6 adjustable spreader vanes made from HB 400 steel.



#### KDS 270 »muck control« | tandem

- 25 m<sup>3</sup> load wall
- Side walls and floor made from fine-grain steel
- Chassis made from robust hollow section frame
- Hydraulically sprung drawbar
- Swivelling traction bar



**FLIEGL  
KDS 270 MUCK CONTROL**

- ✓ Verteilqualität Stallmist
- ✓ Verteilqualität Kompost
- ✓ Verteilqualität Hühnerkot
- ✓ Verteilqualität Gärrest

DLG-Prüfbericht 7088



**Hydraulically sprung drawbar for bottom attachment. The coupling height can be easily adjusted.**



**Supporting stand  
Adjustable, centrally rearward-folding for maximum stability**



**KDS 260: body made from fine-grain steel**



**Ladder**



**Folding body attachment**



**Stone guard**



**Front inspection grille**



**The sliding gate opening scale on the front shows the opening position of the sliding gate.**



**Easily accessible chain wheels which can be lubricated through the shaft on either side**



**Central lubrication point**



**Mechanical chain tensioning**



**Hydraulic chain tensioning**

## Equipment KDS

Not all equipment options shown are available for all models.



Forged chain links with 20 mm diameter and a breaking load of 50 t along with solid conveyor strips that are closed at the top and spaced at 300 mm intervals to ensure even and reliable transport of even the heaviest of materials.



On KDS tandem and tridem: chassis guard (manure protection)



„Dynamic“ full-LED rear light with dynamic indicator made from impact-resistant material



Extra heavy-duty gearbox



Milling drum drive above drive shaft




Edge spreading device Available as single attachment for left or right, or for both sides.



Mechanical potentiometer with feed rate adjustment at front of spreader body



Electrical potentiometer with feed rate adjustment on control panel



Control block with control panel for convenient operation



**SpreaderControl**

- For controlling the discharge rate
- Speed control via GPS system
- Accurate spreading pattern thanks to automatic feed control based on speed and possible spreading width

# Technical data

## Single-axle/tandem/tridem chain manure spreader

### SPREADING MATERIAL

Parameters for distribution quality of stable manure, compost, chicken dung and digestate

	Stallmist		Kompost		Hühnerkot		Gärrest	
Working width [m]	18	18	10	14	12	22	15	20
Target discharge rate [t/ha]	18	18	10	14	12	22	15	20
Travel speed [km/h]	7,1	3,7	10,3	5,6	12,1	12,1	5,6	3,2
<b>Transverse distribution</b>								
Coefficient of variation (CV) [%]*	14,5 (+)	14,7 (*)	13,9 (+)	14,4 (+)	8,9 (++)	19,3 (o)	7,9 (++)	14,7 (+)
<b>Longitudinal distribution</b>								
Coefficient of variation (CV) [%]**	11,9 (+)	16,7 (o)	8,3 (++)	10,8 (+)	8,4 (++)	8,4 (++)	13,3 (+)	14,1 (+)
Dilation within tolerance zone [%]***	75,9 (++)	62,5 (+)	92,4 (++)	87,4 (++)	91,2 (++)	91,2 (++)	83,2 (++)	69,7 (+)

		KDS 120 Tiefbett	KDS 140 Tiefbett	KDS 165 Tiefbett
Perm. total weight	kg	13.000	13.000	14.000
Number of axles		1	1	1
Drawbar load	kg	3.000	3.000	4.000
Net weight	ca. kg	4.900	5.300	7.800
Body length	mm	4.500	5.500	6.500
Body width	mm	1.350 - 1.800	1.350 - 1.800	1.350 - 1.800
Loading sill height	mm	2580	2580	2580
Lateral body height	mm	1.450	1.450	1.450
Volume	ca. m <sup>3</sup>	10	12	15
Volume, heaped	ca. m <sup>3</sup>	12	14	17

## Available spreaders/type

	Spreader Junior	Spreader Junior XL	Wider spreader Vario Splash
KDS 120 Tiefbett	✓	⊙	⊙
KDS 140 Tiefbett	✓	⊙	⊙
KDS 165 Tiefbett	✓	⊙	⊙
KDS 265 Tiefbett	✓	⊙	
KDS 260 Muck			✓
KDS 270 Muck			✓
KDS390 Muck			✓

✓ Standard equipment

⊙ Optional




	KDS 265 Tiefbett	KDS 260 Muck	KDS 270 Muck	KDS 390 Muck
	20.000	20.000	20.000	29.000
	2	2	2	3
	2.000	2.000	2.000	2.000
	7.800	8.400	9.500	11.500
	6.500	6.000	7.000	9.000
	1.350 - 1.800	2.150	2.150	2.150
	1.450	1.400	1.400	1.400
	15	20	23	30
	17	22	25	32

**Wir sind ein Teil davon**



THREE-WAY TIPPER AND DUMPER



WWW.FLIEGL.COM

# One-axle three-way tipper

from 2.6 to 8 t total weight



## Advantages

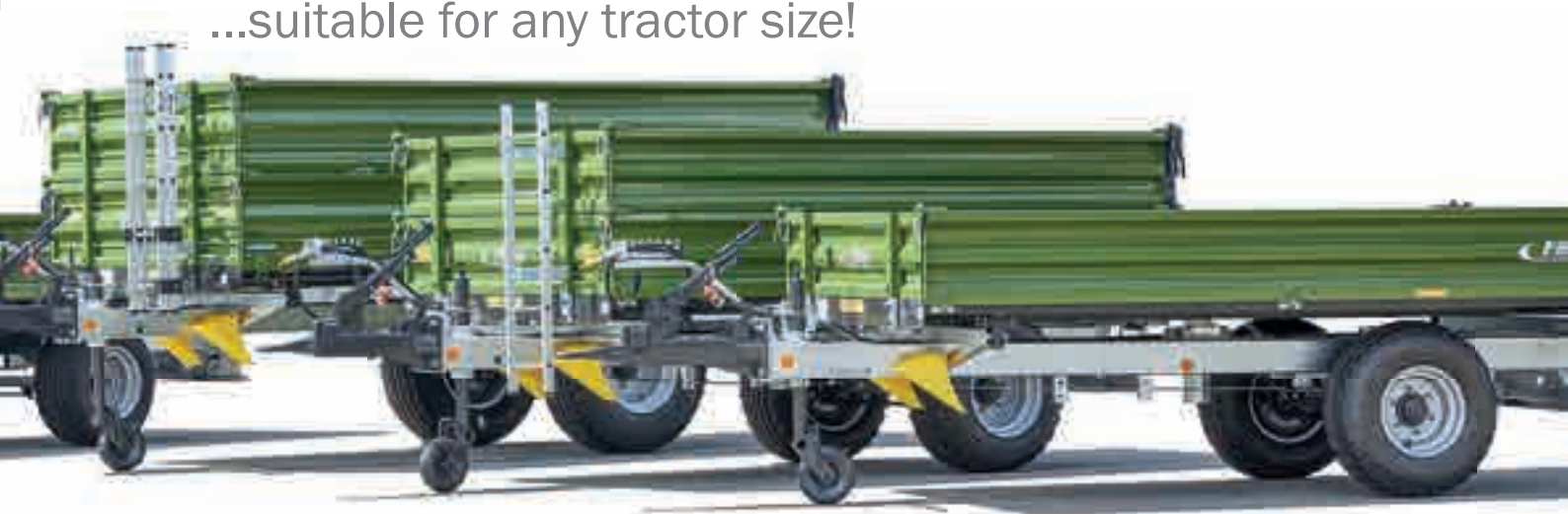
- Robust hollow section frame
- Low centre of gravity
- Low net weight
- Nevertheless extremely robust and torsion-resistant
- Galvanised frame
- High stability
- Compact design
- High manoeuvrability
- Large tilt angle
- Available with side wall extensions






EDK 25 with leaf protection top piece

All tipper frames are hot-dip galvanised as standard  
...suitable for any tractor size!



# Equipment for EDK

Frame:  
weight optimised frame for maximum payload



Bridge:  
plug-in corner stanchions,  
all-round rubber seal in special rubber profile  
(starting from EDK 60)



Basic tailgate:  
steel tailgates, sandblasted,  
primed and powder-coated



2 five-chamber lights with shock-resistant glass

Grain outlet starting from  
EDK 40



Large tilt angle

Optional:  
body 500 mm with ladder



Large-size axle with wide track for best stability

Hollow section frame, galvanised

Heavy-duty support wheel, folding

Braking systems:  
not braked  
Parking brake  
Overrun brake  
Hydraulic brake  
Compressed air brake

# Two-axle three-way tipper

with total weight from 6 to 18 t



## Top chassis!

- Bridge made of high-grade steel - sandblasted, dipcoat primed with two-component coating
- Galvanised, continuously formed frame, made with high-quality fine-grained steel (welded structure)
- Heavy-duty suspension
- Heavy-duty truck type slewing ring
- Galvanised frame optional





DK 180-88 XL

- With centre stanchions
- Parabolic suspension, lubrication-free
- Bridge 5,250 x 2,320 x 800 mm
- Body 600 mm or 800 mm



DK 180-88 Maxum:

- Parabolic suspension, lubrication-free
- Bridge 5,050 x 2,420 x 800 mm
- Body 600 mm or 800 mm



Roll-out tarpaulin with optional platform

# Three-axle DDK three-way tipper

with total weight 24 t

- Bridge length: 6.20 m / 7.20 m or 7.80 m
- Accessories: Platform
- Accessories: Tarp frame with roll-out PVC tarp



## Advantages

- 3-axle three-way tipper, 24 t total weight with centre stanchion
- Bridge with high-grade steel – sandblasted, dipcoat primed with two-component coating
- Continuous frame (welded structure)
- Heavy-duty suspension, parabolic suspension, lubrication-free
- Heavy-duty, truck type slewing ring
- ALB





# DDK 310 three-axle three-way tipper

The grain master! Combines the benefits of a three-axle tipper with the payload and traction of a tridem tipper

## Details

- Perm. total weight 31,000 kg
- Bridge: 8200 mm x 2320 mm
- Highly manoeuvrable thanks to three-axle chassis
- Roll-off tarpaulin with optional platform possible
- Tyres: 560/45 R 22.5 possible
- 420 mm x 250 mm grain hatch possible
- Swivelling draw gear for top or bottom attachment
- Lateral potato/beet slide possible




Central locking as STANDARD:  
left, right and rear



High tipping angle

# DK equipment

Frame:  
weight-optimised frame from the utility vehicle division for perfect ground adaptation



Optional: Structure

Bridge:  
plug-in corner stanchions, all-steel floor, all-round rubber seal in special profile, bridge frame made with high-grade steel sections, torsion-resistant and stable

Basic tailgate:  
central locking rear, right and left, steel tailgates sand-blasted, primed and powder-coated



2 five-chamber lights with shock-resistant glass  
Optional: LED

Optional:  
trailer coupling rear, 8 t or automatic up to 18 t

Rear grain slider



Large tilt angle

Optional:  
tarp frame with PVC tarp



Optional:  
Body with ladder

Optional:  
platform

Optional:  
tailgate tension spring

Series:  
V-drawbar

Optional:  
Y-drawbar

Frame as welded structure

# Tandem three-way tipper

from 8 to 20 t total weight



TDK 160 with 1800 mm body  
(3 x 600 mm tailgate)



TDK with hydraulic gravel flap 500 mm



Robust flap with 2-cylinder design



Retractable lashing eyes



- Tandem tipper with hollow section frame proven thousands of times over
- Tapered bridge, length starting from 4,500 mm
- Tilt angle (up to 55° possible) for best run-out of any kind of bulk goods
- Robust: tailgates integrated in the automatic and the hydraulic back wall allow grain transport even with the silage body
- Grain slider as standard (except TDK 110 S und 140 S)
- Front viewing grille on silage body as standard
- Extra-large axle gauge ensures outstanding stability on any terrain
- Particularly low platform height
- Side walls can be opened for loading



Silage tipper with hydraulic back wall



40 km/h version with underride guard and mudguards


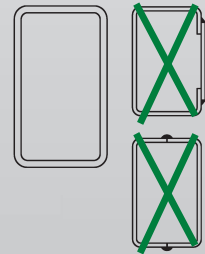


Side wall support

# Frame and TDK body

Fliegl tippers starting from the TDK 130 Series are fitted with a durable Titan tandem assembly which has been proven thousands of times over – for optimal ground compensation up to 30 cm.

**Unique:** The Fliegl wide-gauge chassis for greater stability!



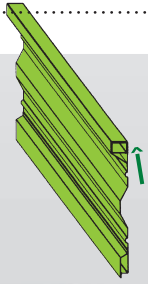
- 1** Large-size tilt ball bearing, extremely wide on the outside, for best stability.
- 2** Continuous, robust tipping cross bar, with extra-wide bearing at the rear.
- 3** Large-size tilt cylinder (gimbal mounting).
- 4** Extra-strong hollow section frame: (no welded U-profiles) ensures maximum stability (absolute torsion-resistance), so no warping is possible.
- 5** Heavy-duty axles with plenty of reserve.
- 6** Extra-large track width for unparalleled stability on challenging terrains.
- 7** Swivelling drawbar for top or bottom hitch.



Gigant tandem assembly - parabolic suspension



Titan tandem assembly for best ground adaptation, lubrication and maintenance free.



**Perfection already at production!**

- Steel tailgates - sandblasted, primed and powder-coated
- Basic tailgate starting from 4.5 m, extra reinforcement with socket pipes



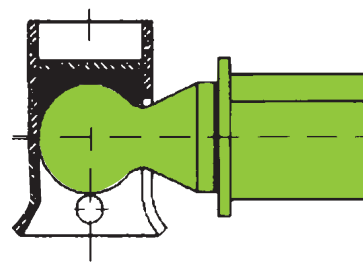
**Extremely robust body for the toughest jobs...**

- ① Heavy-duty corner stanchions.
- ② Adjustable tailgate tightener (option).
- ③ Heavy-duty cross bridge for optimal overloading weight.
- ④ Additional hard rubber cushion.
- ⑤ Heavy-duty bridge frame for extreme torsion resistance.



**Absolutely secure!**

- Tilt ball bearing at rear
- Two ball sockets with polyamide inlay on tempered ball heads, noise-absorbing, maintenance-free, low-wear, and centred exactly.
- The pivot pins are made so that any crossover points are excluded.



# TDK equipment

Optional:  
Hydraulic back wall  
with integrated tailgates

Bridge (tapered):

Plug-in corner stanchions, steel floor,  
all-round rubber seal in special profile

Basic tailgate:

Socket pipe, central locking rear, right and left, tight-  
ening strap, steel tailgates sandblasted, primed and  
powder-coated



2 Fünfkammerleuchten mit schlagfestem 2 five-chamber  
lights with shock-resistant glass  
Optional: LED Glas

Grain outlet



Optional structural items available

Large tilt angle



Optional: grating front panel as standard in connection with hydr. back wall



Optional: body with ladder

DIN drawbar eye 40 mm

Traction bar without suspension, swivelling for top or bottom hitch

Profi frame galvanised

Available:  
• Heavy-duty support wheel, folding  
• Support leg with 2 speeds,  
• Hydraulic support leg

Tandem chassis, "Titan" tandem vehicle assembly with parabolic suspension

# Technical data Three-way tipper

EDK | DK | DDK

## One-axle three-way tipper

		EDK 20	EDK 25	EDK 40
Total permitted weight:	kg	2.250	2.750	4.000
perm. drawbar load	approx. kg	250	250	1.000
Net weight	approx. kg	500	600	950
Bridge size inside L	approx. mm	2.000	2.500	3.000
Bridge size inside W	approx. mm	1.200	1.500	1.600
Tailgate height	approx. mm	400	400	400
Bridge tapered				
Platform height approx. 1)	mm	720	800	850
Track width	mm	1.000	1.250	1.350
Tyres 2)		205 R 14	10/75/15	10/75/15
Tilt cylinder stroke	mm	900	900	900
Required oil quantity	approx. ltr.	4	4	7
Rear central locking		optional	optional	Serie
Side central locking				optional

## Two-axle three-way tipper

		DK 60	DK 80	DK 110-88	DK 140-88
Total permitted weight:	kg	6.000	8.000	11.000	14.000
Net weight	approx. kg	1.600	1.850	2.000	2.720
Bridge size inside L	approx. mm	4.000	4.500	4.500	4.500
Bridge size inside W	approx. mm	2.000	2.220	2.220	2.220
Tailgate height	approx. mm	500	500	500	500
Bridge tapered			Serie	Serie	Serie
Platform height approx. 1)	mm	1.050	1.200	1.250	1.300
Track width	mm	1.650	1.850	1.850	1.850
Tyres 2)		10/75/15	11,5/15	12,5/80/18	385/65/22,5 RE
Tilt cylinder stroke	mm	1.500	1.850	1.850	1.850
Required oil quantity	approx. ltr.	12	14	14	16,5
Rear central locking		Serie	Serie	Serie	Serie
Side central locking		Serie	Serie	Serie	Serie
Centre stanchions					

1) depending on version and in the loaded state

2) other tyres on request

Other special equipment on request

EDK 50	EDK 60	EDK 65	EDK 80 -4000	EDK 80 -4500
5.500	6.000	6.000	8.000	8.000
1.000	1.000	1.000	1.000	1.000
1.000	1.200	1.400	1.600	1.700
3.500	4.000	4.000	4.000	4.500
1.800	2.000	2.200	2.200	2.200
400	500	500	500	500
				Serie
880	980	1.050	1.180	1.180
1.450	1.650	1.850	1.850	1.850
11,5/15	11,5/15	13/75/16	385/65/22,5 RE	385/65/22,5 RE
1.200	1500	1.500	1.500	1.850
7	12	12	12	14
Serie	Serie	Serie	Serie	Serie
optional	Serie	Serie	Serie	Serie

Three-axle three-way-tipper

DK 160	DK 140-88-5	DK 180-88	DK Max. 180-88	DDK 240-6,20	DDK 240-7,20	DDK 240-7,80
16.000	14.000	18.000	18.000	24.000	24.000	24.000
3.820	3.700	4.200	3.850	5.800	6.200	7.100
4.500	5.000	5.150	5.050	6.200	7.200	7.800
2.320	2.320	2.420	2.420	2.320	2.320	2.320
800	600	800	800	800	800	800
Serie	Serie					
1.300	1.300	1.350	1.350	1.400	1.400	1.400
1.850	1.850	1.950	1.950	1.950	1.950	1.950
385/65/22,5 RE	385/65/22 RE	385/65/22,5 RE	385/65/22,RE	385/65/22,5 RE	385/65/22,5 RE	385/65/22,5 RE
1.850	2.150	2.000	2.000	2.250	2.250	2.500
16,5	20	28	28	35	35	40
Serie	Serie	Serie	Serie	Serie	Serie	Serie
Serie	Serie	Serie	Serie	Serie	Serie	Serie
		Serie		Serie	Serie	Serie

# Technical data TDK

## Tandem three-way tipper

		TDK 80	TDK 80-88	TDK 110-88
Total permitted weight	kg	8.000	8.000	11.000
perm. drawbar load	approx. kg	1.000	1.000	2.000
Net weight	approx. kg	1.800	1.950	2.250
Bridge size inside L	approx. mm	4.000	4.500	4.500
Bridge size inside W	approx. mm	2.200	2.220	2.220
Tailgate height	approx. mm	500	500	500
Bridge tapered			Serie	Serie
Platform height approx. 1)	mm	1.150	1.150	1.180
Track width	mm	1.850	1.850	1.850
Tyres 2)		11,5/15	11,5/15	13/75/16
Tilt cylinder stroke	mm	1500	1.850	1.850
Required oil quantity	approx. ltr.	12	14	14
Rear central locking		Serie	Serie	Serie
Side central locking		Serie	Serie	Serie

## Tandem three-way tipper with hydr. gravel flap

		TDK 110 S	TDK 140 S	TDK 160 S
Total permitted weight	kg	11.000	14.000	16.000
perm. drawbar load	approx. kg	2.000	2.000	2.000
Net weight	approx. kg	2.550	3.600	3.800
Bridge size inside L	approx. mm	4.500	4.500	5.000
Bridge size inside W	approx. mm	2.320	2.320	2.320
Tailgate height	approx. mm	500	500	600
Bridge tapered				
Platform height approx. 1)	mm	1.180	1.300	1.300
Track width	mm	1.850	1.850	1.850
Tyres 2)		19/45-17 14 PR	355/60 R18	385/65/22,5 RE
Tilt cylinder stroke	mm	1.850	1.850	2.150
Required oil quantity	approx. ltr.	14	16,5	20
Rear central locking		Serie	Serie	Serie
Side central locking		Serie	Serie	Serie

1) depending on version and in the loaded state

2) other tyres on request

Other special equipment on request

TDK 140-88	TDK 160	TDK 200	TDK 200XL
14.000	16.000	20.000-21.000	20.000-23.000
2.000	2.000	2.000	2.000
3.300	3.500	4.400	4.600
4.500	5.000	5.000	5.500
2.220	2.320	2.320	2.320
500	600	600	800
Serie	Serie	Serie	Serie
1.300	1.300	1.350	1.350
1.850	1.850	2.050	2.050
385/65/22,5 RE	385/65/22,5 RE	385/65/22,5 RE	385/65/22,5 RE
1.850	2.150	2.150	2.150
16,5	20	28	28
Serie	Serie	Serie	Serie
Serie	Serie	Serie	Serie



# TMK dumper

Fliegl dumpers are distinguished by their greater diversity, innovative details with know-how from the Fliegl utility vehicle production, and customised versions for special applications.



With tapered body for complete emptying



Mechanically folding protective grating



standard starting from TMK 256:  
hydraulic drawbar suspension and drop support leg, mechanical



Galvanised body, folding

**Other advantages:**

- Low net weight for more loading capacity
- Unique Fliegl wide-gauge chassis for best stability
- Titan tandem assembly proven thousands of times over, for optimal ground compensation up to 30 cm
- Various assemblies available
- Heavy-duty, powerful underride guard with protected lighting

**TMK Potato**

- Body height 1250 mm
- Jumbo chassis
- Body length 6.60 m
- Large grille with removable inspection panel



Long overhang at TMK Potato  
Filling bunkers



- Pull-out ladder
- Series: front inspection window



For gravel and soil transport:  
TMK 130S

# Dumper TMK Profi

With round front wall and volume rear flap starting from TMK 264

More volume thanks to compact shape and short frame design



Roll-off tarpaulin can be operated from the ground, only possible in conjunction with a 400 mm aluminum body.



# Dumper TMK Profi 386

High volume: up to 48 m<sup>3</sup>




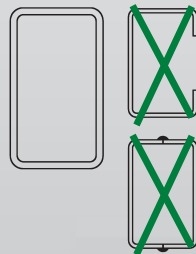
## Details

- Body size: 8600 mm x 2,320/2220 mm (conical) x 1750 mm incl. front wall bevelling and large rear wall
- Air suspension or hydraulic suspension possible
- Low centre of gravity due to special frame construction
- TopLift light load securing system, mounted on body extension 500
- Various body attachments (400, 500 or 600 mm possible)
- Hydraulically sprung drawbar for bottom hitching
- Tyre size 710/50 R 30.5" possible

# TMK frame and body

## Unique:

The Fliegl wide-gauge chassis for greater stability!



- 1 Large size tilt ball bearing up to body size 5.15 m for optimum stability.
- 2 All Bull bodies and dumpers starting from TMK 256 have a heavy-duty tilt bearing mounted directly on the frame
- 3 Continuous, robust tipping crossbar, extra-wide bearing at the rear.
- 4 Large-size tilt cylinder (gimbal mounting).
- 5 Specially strong hollow section frame: (no U-sections welded together) ensure maximum stability (absolute torsion resistance), so warping of the frame is not possible.
- 6 Heavy-duty axles with plenty of reserve.
- 7 Extra-large track width for unparalleled stability on challenging terrains.
- 8 Swivelling drawbar for top or bottom hitch.



## Always variable – the Fliegl Profi frame!

- Standard starting from TMK 140
- Swivelling drawbar for top or bottom hitch
- Drawbar with suspension (standard starting from TMK 256 body length 5650 mm)



- 1 Heavy-duty cross bridge for optimal overloading weight
- 2 Heavy-duty bridge frame for extreme torsion resistance
- 3 Reinforcement sections edged and rounded from one piece
- 4 Side walls shaped from one piece
- 5 Large tilt angle



Gigant tandem assembly (TMK 200 starting from 5.65 m body length)



Tandem assembly "Gigant Plus"



Titan tandem assembly for best ground compensation.

# TMK equipment

Optional:  
body top piece

Body:  
tapered, all steel

2 five-chamber lights with shock-resistant glass  
Optional: LED

Grain outlet



Large-sized tilt angle

ca. 55°



Hydraulic back wall



Series:  
inspection window and ladder

Kugelkopf

Profil frame galvanised  
Swivelling drawbar for top  
and bottom hitch

# Technical data

One-axle/tandem/tridem dumper



## One-axle dumper

		EMK 80	EMK 110
Total permitted weight:	kg	8.000	11.000
perm. drawbar load	kg	1.000	1.500
Net weight	kg approx.	2.600	2.690
Body inside length	mm approx.	4.650	4.650
Body inside width	mm approx.	2.320	2.320
Body inside height	mm approx.	1.300	1.300
Bridge tapered		ja	ja
Platform height approx.	mm	1.300	1.300
Track width	mm	1.850	2.050
Tyres		385/65-22,5 RE	385/65-22,5 RE
Tilt cylinder stroke	mm	1.850	1.850
Required oil quantity approx..	l	15	15
Hydraulic back wall		yes	yes

## Tandem dumper

		TMK 200-5,15	TMK 256	TMK 264
Total permitted weight:	kg	20.000 – 21.000	20.000 – 23.000	20.000 – 24.000
perm. drawbar load	kg	2.000	2.000	2.000
Net weight	kg approx.	4.100	4.550	5.200
Body inside length	mm approx.	5.150	5.650	6.400
Body inside width	mm approx.	2.320	2.320	2.320
Body inside height	mm approx.	1.500	1.500	1.500
Bridge tapered		ja	ja	ja
Platform height approx.	mm	1.300	1.400	1.400
Track width	mm	2.050	2.050	2.050
Tyres		385/65-22,5 RE	385/65-22,5 RE	385/65-22,5 RE
Tilt cylinder stroke	mm	2.150	2.455	2.455
Required oil quantity approx..	l	28	28	32
Hydraulic back wall		yes	yes	yes

## Heavy-duty dumper

		TMK 130 S	TMK 200 S	TMK 266 S PROFI	TMK 375 S PROFI
Total permitted weight:	kg	13.000	20.000	20.000	30.000
perm. drawbar load	kg	2.000	2.000	2.000	3.000
Net weight	kg approx.	3.400	4.500	5.700	8.400
Body inside length	mm approx.	4.500	5.000	6.500	7.500
Body inside width	mm approx.	2.300	2.300	2.220	2.220
Body inside height	mm approx.	500	900	1.650	1.650
Bridge tapered		nein	nein	nein	nein
Platform height approx.	mm	1.250	1.300	1.500	1.500
Track width	mm	1.850	2.050	2.050	2.050
Tyres		15/70-18 16 PR	385/65-22,5 RE	650/55 R 26.5	650/55 R 26.5
Tilt cylinder stroke	mm	1.850	2.150	2.950	3.400
Required oil quantity approx..	l	16,5	28	35	39
Hydraulic back wall		yes	yes	yes	yes

	TMK 80	TMK 110	TMK 140	TMK 160	TMK 190
	8.000	11.000	14.000	16.000	19.000
	1.000	2.000	2.000	2.000	2.000
	2.910	2.990	3.300	3.850	4.900
	4.650	4.650	4.650	5.150	5.950
	2.320	2.320	2.320	2.320	2.320
	1.300	1.300	1.300	1.500	1.500
	ja	ja	ja	ja	ja
	1.100	1.100	1.250	1.250	1.250
	1.850	1.850	2.000	2.000	2.000
	12,5/80 -18	12,5/80 -18	385/65-22,5 RE	385/65-22,5 RE	550/60-22,5 16 PR
	1.850	1.850	1.850	2.150	2.150
	15	15	16,5	20	20
	yes	yes	yes	yes	yes

## Tridem dumper

	TMK 269	TMK 273	TMK 373	TMK 378
	20.000 - 24.000	21.000 - 24.000	29.000 - 33.000	29.000 - 33.000
	2.000	2.000	2.000	2.000
	5.600	5.800	6.200	6.350
	6.900	7.400	7.400	7.900
	2.320	2.320	2.320	2.320
	1.500	1.500	1.500	1.500
	ja	ja	ja	ja
	1.400	1.400	1.400	1.400
	2.050	2.050	2.050	2.050
	385/65-22,5 RE	385/65-22,5 RE	385/65-22,5 RE	385/65-22,5 RE
	2.950	3.400	3.400	3.400
	35	39	39	39
	yes	yes	yes	yes

**Wir sind ein Teil davon**



TRANSPORT TECHNOLOGY



WWW.FLIEGL.COM

# Hook lift system

as tandem or tridem roll-off tipper



Tandem HKL 22



Tandem HKL 22



Extremely powerful, with universal and flexible application.

Available with different roll-off bodies

High tilt angle of up to 50 °



Tridem HKL29

With just one hook lift chassis, a variety of containers, including original Fliegl push-off containers, and even large slurry tanks can be transported - saving time and costs. This vehicle is especially suitable for tasks where the container has to be stationary when filled.

Tandem HKL18



1. Locking system
2. Remote control



Reversible locking system for inside and outside locking



Optional: hydraulic support at the axle



Optional: air suspension with automatic lowering when tipping



Optional: extendible lighting carrier



Optional: extendible lighting carrier, brake connection and hydraulics for 2nd trailer



Automatic hook lock for tipping process



Tyres 560/60 R22.5



Swivelling drawbar for top and bottom hitch



Operation by remote control (optional)



Hydraulic drawbar suspension



Geschmiedeter, einfach auswechselbarer Aufnahmehaken



Large cast steel rollers (ø 310mm) with large centring bevel make it easier to raise the container.



On-board hydraulics 60 litre (optionally 90 l) driven by PTO shaft with hydraulic pump and oil container



Air suspension

		HKL 18	HKL 22	HKL29
Total permitted weight	kg	18.000	20.000	29.000
perm. drawbar load	kg	2.000	2.000 bis 4000	2.000 bis 4000
Net weight depending on version	kg approx.	4.900	5.840	6.900
Lifting force	kg	16.000		27.000
Container length	mm approx	4.500 – 5.500	4.500 – 7.000	4.500 – 7.0 00
Roller height with tyres 385/65-22,5 RE	mm	1.160	1.160	1.260
Tilt angle	degrees	54	54	54
Track width depending on tyres	mm	2050/2150	2050/2150	2050/2150
Tyres		385/65-22,5 RE	385/65-22,5 RE	385/65-22,5 RE
Required oil quantity approx.	l	35	35	eigene Bordhydraulik
Hydr. body locking	inside + outside	Serienausstattung	Serienausstattung	Serienausstattung

# Platform trailer

tandem, two-axe and three-axe trailer with total weight from 8 t to 24 t.



DPW 210 Ultra with open load securing



DPW 210 Ultra with closed load securing, Opening is possible on the right or left.

		ZPW 80	ZPW 100	ZPW 140	ZPW 180
Total permitted weight	kg	8.000	10.000	14.000	18.000
Bridge length	mm	5.400 – 8.200	5.400 – 8.200	5.400 – 8.200	5.400 – 8.200
Bridge width	mm	2.480	2.480	2.480	2.480
Tyres		15/55-17	12,5/80-18	385/65-22,5 RE	385/65-22,5 RE

		ZPW 120 B	DPW 180B	ZPW 160 BL	DPW 210 BL Profi	DPW 210 BL Ultra
Total permitted weight	kg	12.000	18.000	16.000	21.000	21.000
Bridge length	mm	6.900	9.900	6.900	9.900	9.900
Bridge width	mm	2.480	2.480	2.480	2.480	2.480
Tyres		12,5/80-18	12,5/80-18	385/65-22,5 RE	385/65-22,5 RE	385/65-22,5 RE

		DPW 240	TPW 100	TPW 140	TPW 180
Total permitted weight	kg	14.000	10.000	14.000	18.000
Bridge length	mm	6.900 – 9.900	5.400 – 8.200	5.400 – 8.200	6.900 – 8.200
Bridge width	mm	2.480	2.480	2.480	2.480
Tyres		385/65-22,5 RE	235/75 R 17,5	385/65-22,5 RE	385/65-22,5 RE



Bale grid for type DPW 180 B as standard  
Optional: rear extension (1200 mm)



Optional: bale grid, straight

# Overloading trailer »VARIO«



## Additional equipment options

- Rolling tarp operated from the ground
- Cardan shaft on one side, wide angle with friction clutch on tractor side
- FWS ISOBUS weighing device with printer
- Rear steering axle (starting from tandem)
- Fliegl Tracker system
- Overloading rate up to 10t/min.

## Benefits

- Threshing efficiency is raised by up to 30%
- No harvester downtimes
- Perfect transport records with the Fliegl Tracker system

Volume	approx. m <sup>3</sup>
Total technical weight in the field	kg
Overloading height depending on tyres	approx. mm
Power requirement	HP
Tyres, others available as option	
Ø screw conveyor	mm
Overloading rate	t/min.





ULW 30 with 30 m<sup>3</sup> volume



ULW 25 single-axle	ULW 25 tandem	ULW 30 tandem	ULW 40 tridem	ULW 45 tridem
25	25	30	40	45
16.000	26.000	26.000	34.000	34.000
4.300	4.300	4.300	4.300	4.300
from 120	from 160	from 200	from 250	from 300
28 L 26	550/60-22,5	600/55-26,5	600/55-26,5	650/50R22,5
420	420	420	420 / 520	420 / 520
7,5	7,5	7,5	7,5 / 10	7,5 / 10

# Cattle transport trailer TTW »NOAH«

Greater safety for livestock transport





Access doors front right as standard



The TTW 140 Tandem Noah livestock transport trailer has a total length of 8.3 m



Hydraulic lifting gear to assist entry and exit



Drift fence



TTW140 lowered



Chequer plate floor for animal safety

### Benefits

- More safety for livestock transport with the non-slip checker plate floor
- Easier and gentler entry and exit for the animals with the hydraulic lifting gear
- Optionally with cover tarp
- 2-circuit compressed air with manual control
- Rubber floor (optional)
- Adjustable grid to separate individual animals
- 25km/h version with TÜV for Germany

		TTW 100	TTW 140
Total permitted weight	kg	10.000	14.000
Tongue load	kg	2.000	2.000
Bridge	mm	6.300 x 2.200 x 1.500	8.300 x 2.200 x 1.500
Tyres		385/55-R19,5	385/55-R19,5
Chassis		Einachs	Tandem

**Fliegl Agrartechnik GmbH**

Bürgermeister-Boch-Str. 1 | D-84453 Mühldorf a. Inn

Tel.: +49 (0) 86 31 307-0 | Fax: +49 (0) 86 31 307-550 | e-Mail: [info@fliegl.com](mailto:info@fliegl.com)

Dimensions, weights, and technical data are subject to modification.

Some illustrations show special equipment.

Full catalogue 11-2023



[WWW.FLIEGL.COM](http://WWW.FLIEGL.COM)